

Mobil/Local Phone Usage Survey


Total Started Survey: 33
 Total Completed Survey: 33 (100%)

Response Summary

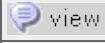
Page: Default Section

| 1. What Industrial Park / city do you have operations? | | Response Percent | Response Count |
|--|--|------------------|----------------|
| Reynosa Norte | | 24.2% | 8 |
| Reynosa Sur | | 15.2% | 5 |
| Del Norte | | 6.1% | 2 |
| Villa Florida | | 6.1% | 2 |
| Colonial | | 15.2% | 5 |
| Stiva | | 6.1% | 2 |
| Puente | | 3.0% | 1 |
| Maquilpark | | 15.2% | 5 |
| McAllen | | 3.0% | 1 |
| Pharr | | 3.0% | 1 |
| Mission | | 0.0% | 0 |
| Hidalgo | | 3.0% | 1 |
| other | | 12.1% | 4 |

1. What Industrial Park / city do you have operations?

| | | |
|---|--|-----------|
|  Other (please specify) | | 4 |
| answered question | | 33 |
| skipped question | | 0 |

2. Who are your main local and long distance phone providers?

| | Response Percent | Response Count |
|---|------------------|----------------|
| Telmex | 90.9% | 30 |
| AT&T | 30.3% | 10 |
| Nextel | 9.1% | 3 |
| Telcel | 12.1% | 4 |
| Axtel | 9.1% | 3 |
| T-Mobile | 0.0% | 0 |
| Avantel | 0.0% | 0 |
| Sprint | 6.1% | 2 |
| Movistar | 0.0% | 0 |
| Iusacel | 0.0% | 0 |
| other | 6.1% | 2 |
|  Other (please specify) | | 2 |

2. Who are your main local and long distance phone providers?

| | | |
|--|--------------------------|-----------|
| | <i>answered question</i> | 33 |
| | <i>skipped question</i> | 0 |

3. Who are your main providers of mobile phones?

| | Response Percent | Response Count |
|---|--------------------------|----------------|
| Telmex | 6.1% | 2 |
| AT&T | 15.2% | 5 |
| Nextel | 60.6% | 20 |
| Axtel | 0.0% | 0 |
| Telcel | 39.4% | 13 |
| T-Mobile | 3.0% | 1 |
| Avantel | 3.0% | 1 |
| Sprint | 12.1% | 4 |
| Movistar | 3.0% | 1 |
| Iusacel | 0.0% | 0 |
| other | 6.1% | 2 |
|  Other (please specify) | | 2 |
| | <i>answered question</i> | 33 |
| | <i>skipped question</i> | 0 |

4. Do you have radios provided by a phone supplier?

| | | Response Percent | Response Count |
|-----|--------------------------|------------------|----------------|
| Yes | | 66.7% | 22 |
| No | | 33.3% | 11 |
| | answered question | | 33 |
| | skipped question | | 0 |

5. How satisfied are you with the service and reliability of local / long distance phone provider?!

| | I recommend them highly | I recommend them with reservations | Satisfied at times | I won't recommend them even if I get paid | Not applicable | Response Count |
|----------|-------------------------|------------------------------------|--------------------|---|------------------|----------------|
| Telmex | 41.9% (13) | 41.9% (13) | 16.1% (5) | 0.0% (0) | 0.0% (0) | 31 |
| AT&T | 53.8% (7) | 23.1% (3) | 7.7% (1) | 0.0% (0) | 15.4% (2) | 13 |
| Nextel | 7.7% (1) | 38.5% (5) | 30.8% (4) | 0.0% (0) | 23.1% (3) | 13 |
| Axtel | 9.1% (1) | 18.2% (2) | 9.1% (1) | 0.0% (0) | 63.6% (7) | 11 |
| Telcel | 23.1% (3) | 53.8% (7) | 0.0% (0) | 0.0% (0) | 23.1% (3) | 13 |
| T-Mobile | 0.0% (0) | 0.0% (0) | 12.5% (1) | 0.0% (0) | 87.5% (7) | 8 |
| Avantel | 12.5% (1) | 12.5% (1) | 0.0% (0) | 0.0% (0) | 75.0% (6) | 8 |
| Sprint | 0.0% (0) | 12.5% (1) | 12.5% (1) | 0.0% (0) | 75.0% (6) | 8 |
| Movistar | 12.5% (1) | 12.5% (1) | 0.0% (0) | 0.0% (0) | 75.0% (6) | 8 |
| Iusacel | 12.5% (1) | 0.0% (0) | 0.0% (0) | 0.0% (0) | 87.5% (7) | 8 |

5. How satisfied are you with the service and reliability of local / long distance phone provider?!

| | | | | | | |
|-------|--------------------------|-----------|----------|----------|------------------|-----------|
| other | 12.5% (1) | 12.5% (1) | 0.0% (0) | 0.0% (0) | 75.0% (6) | 8 |
| | <i>answered question</i> | | | | | 33 |
| | <i>skipped question</i> | | | | | 0 |

6. How satisfied are you with the service and reliability of mobile phone provider?

| | I recommend them highly | I recommend them with reservations | Satisfied at times | I won't recommend them even if I get paid | Not applicable | Response Count |
|----------|--------------------------------|---|---------------------------|--|-----------------------|-----------------------|
| Telmex | 30.0% (3) | 10.0% (1) | 0.0% (0) | 0.0% (0) | 60.0% (6) | 10 |
| AT&T | 40.0% (4) | 10.0% (1) | 10.0% (1) | 0.0% (0) | 40.0% (4) | 10 |
| Nextel | 21.7% (5) | 47.8% (11) | 30.4% (7) | 0.0% (0) | 0.0% (0) | 23 |
| Axtel | 0.0% (0) | 14.3% (1) | 0.0% (0) | 0.0% (0) | 85.7% (6) | 7 |
| Telcel | 42.1% (8) | 36.8% (7) | 5.3% (1) | 0.0% (0) | 15.8% (3) | 19 |
| T-Mobile | 0.0% (0) | 0.0% (0) | 0.0% (0) | 0.0% (0) | 100.0% (6) | 6 |
| Avantel | 0.0% (0) | 0.0% (0) | 0.0% (0) | 0.0% (0) | 100.0% (6) | 6 |
| Sprint | 12.5% (1) | 25.0% (2) | 12.5% (1) | 0.0% (0) | 50.0% (4) | 8 |
| Movistar | 16.7% (1) | 16.7% (1) | 0.0% (0) | 0.0% (0) | 66.7% (4) | 6 |
| Iusacel | 0.0% (0) | 0.0% (0) | 16.7% (1) | 0.0% (0) | 83.3% (5) | 6 |
| other | 0.0% (0) | 0.0% (0) | 25.0% (2) | 0.0% (0) | 75.0% (6) | 8 |
| | <i>answered question</i> | | | | | 33 |

6. How satisfied are you with the service and reliability of mobile phone provider?

| | | |
|--|-------------------------|----------|
| | <i>skipped question</i> | 0 |
|--|-------------------------|----------|

7. Talking about mobil phones, have you experienced communication issues within your facility or when commuting?

| | Response Percent | Response Count |
|------------------|--------------------------|----------------|
| Yes, always | 21.2% | 7 |
| Sometimes | 45.5% | 15 |
| No | 33.3% | 11 |
| | <i>answered question</i> | 33 |
| | <i>skipped question</i> | 0 |

8. How many mobile equipments (including radios) do you have?

| | Response Percent | Response Count |
|--------------|--------------------------|----------------|
| none | 0.0% | 0 |
| 1-5 | 24.2% | 8 |
| 6-10 | 15.2% | 5 |
| 10-20 | 18.2% | 6 |
| 20-30 | 24.2% | 8 |
| 30+ | 18.2% | 6 |
| | <i>answered question</i> | 33 |


8. How many mobile equipments (including radios) do you have?

| | | |
|--|-------------------------|----------|
| | <i>skipped question</i> | 0 |
|--|-------------------------|----------|

9. For how long have you been serviced by your mobile phone provider?

| | Response Percent | Response Count |
|------------------|--------------------------|----------------|
| n/a | 3.0% | 1 |
| 0-6 months | 9.1% | 3 |
| 6-12 months | 9.1% | 3 |
| 1-2 years | 27.3% | 9 |
| 2-4 years | 33.3% | 11 |
| 4+ years | 18.2% | 6 |
| | <i>answered question</i> | 33 |
| | <i>skipped question</i> | 0 |

10. Is your supplier providing international plans for your mobile technology?

| | Response Percent | Response Count |
|---|------------------|----------------|
| No | 48.5% | 16 |
| Yes, here are some comments: | 51.5% | 17 |
|  | | 8 |

10. Is your supplier providing international plans for your mobile technology?

| | | |
|--|--------------------------|-----------|
| | <i>answered question</i> | 33 |
| | <i>skipped question</i> | 0 |

SurveyMonkey - Survey Results - Microsoft Internet Explorer provided by Bayard Metering

http://www.surveymonkey.com/MySurvey_ResponsesText.aspx?sm=H3ZOPHHS5QWriRPiA85GqHxNYZZvIOJhmOcBCwCPX

Displaying 1 - 8 of 8 responses << Prev Next >> Jump To: 1 Go >>

| | Comment Text | Response Date |
|------|--|-----------------------|
| Find | 1. Excellent International Service | Mon, 4/14/08 8:39 AM |
| Find | 2. Radio can be use to radios y US | Fri, 4/11/08 7:34 AM |
| Find | 3. No that I know | Fri, 4/11/08 7:30 AM |
| Find | 4. Radios with LDI unlimited | Thu, 4/10/08 2:45 PM |
| Find | 5. nextel plan sin frontera 250, radio ilimitado zona fronteriza, 250 min llamadas celulares | Thu, 4/10/08 2:44 PM |
| Find | 6. Question not clear. | Thu, 4/10/08 2:23 PM |
| Find | 7. AT&T provides Roaming for a fee | Thu, 4/10/08 2:06 PM |
| Find | 8. US\$5 / month for Mexico plan when roaming. | Thu, 4/10/08 12:47 PM |

10 responses per page

Done Internet | Protected Mode: Off 100%